

WINDSOR

feel the
difference

Our world of architecturally
inspired door furnishings means
your build can finish with the
flair it began.

EMPIRE

BY WINDSOR





winchester


Solid brass fittings married with the warmth of full-grain leather impart an old English feel to these beautifully detailed handles. The Windsor Invisible Fit™ is a guarantee of quality, our hallmark concealed fixings mean the only movement is with the handle, not against it.

WINDSOR


Empire Range: **Winchester**



8309-ATL Latch (pic)
8309L-ATL Std Lock
8309E48-ATL Euro Lock
152 x 48mm



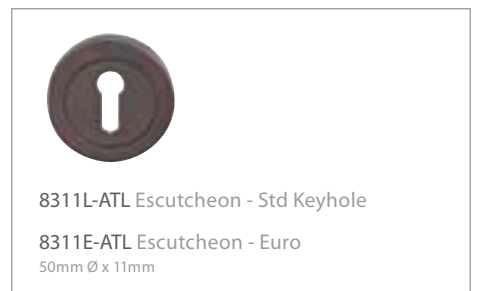
8308-ATL Lever Set
50mm Ø Rose



8310-ATL Privacy Turn & Escape
50mm Ø Rose, 5mm Spindle



8329-ATL
5mm Spindle
(Use with Longplate Privacy)



8311L-ATL Escutcheon - Std Keyhole

8311E-ATL Escutcheon - Euro
50mm Ø x 11mm

Exclusively available in Antique Tan Leather finish as shown above.
Refer to page 6 for accessories.

EMPIRE
BY WINDSOR



tuscan

Our classically beautiful Greco-Roman style comes in a range of colours and finishes to transport your home to another time and place. Built of durable solid brass, the Tuscan range is designed to stand the test of time, and carries the Windsor guarantee of a smooth, precise movement that will last the distance.

WINDSOR

Empire Range: **Tuscan**

8320 Latch (pic)
8320L Std Lock
8320E48 Euro Lock
 152 x 48mm

8326 Cabinet Handle
 160mm crs, 192mm o/a

8319 Lever Set
 55 x 55 x 10mm

8321 Privacy Turn & Escape
 55 x 55 x 10mm, 5mm Spindle

8330
 5mm Spindle
 (Use with Longplate Privacy)

8323 Knob Set
 52mm Knob
 55 x 55 x 10mm (Sprung one side only)

8322L Escutcheon - Std Keyhole
8322E Tuscan Escutcheon - Euro
 55 x 55 x 10mm

Standard finish is VP as shown above. Optional finishes: VC, NB, AB, RB, OR, OF, UB.
 Refer to page 6 for further finishes and accessories.

EMPIRE
 BY WINDSOR



magma

Transits from molten rock to glassy obsidian, Magma is pure artistry. This unique family of handles are crafted from solid brass which can be custom finished to suit any decor from our extensive range of finishes. Each comes with the Windsor guarantee of a smooth, precise movement that will last the distance.

WINDSOR


Empire Range: **Magma**




8302 Latch (pic)
8302L Std Lock
8302E48 Euro Lock
225 x 49mm



8301 Lever Set
54 x 54 x 10mm



8303 Privacy Turn & Escape
54 x 54 x 10mm, 5mm Spindle




8328
5mm Spindle
(Use with Longplate Privacy)



Shown in NB

8304L Escutcheon - Std Keyhole
8304E Escutcheon - Euro
54 x 54 x 10mm



Shown in OR

Shown in BN

8307 Cabinet Handle
160mm crs, 192mm o/a

EMPIRE
BY WINDSOR

Standard finish is BN as shown above. Optional finishes: VP, VC, NB, AB, RB, OR, OF, UB.
Refer to page 6 for further finishes and accessories.



deco

A modernist take with a retro overlay. Deceptively clean lines make a bold fashion statement. Here solid brass is overlaid with the precision of chrome, then softened with genuine Italian leather giving a touch of luxurious comfort. The Windsor Invisible Fit™ is a guarantee of quality, as our hallmark concealed fixings move with your handle, not against it.

WINDSOR

Empire Range: **Deco**



EMPIRE
BY WINDSOR

*Exclusively available in Polished Chrome with Black Leather as shown above.
Refer to page 6 for accessories.*

Euro 48
1115 57mm B/S, 78mm C/S



- High Security Lock
- Easi-T Quick reversal system for latch
Finishes: SS, VP, AB

Euro 85
1143 60mm B/S, 86mm C/S




- Features 2 stage bolt throw
- Latch retracts on Key
Finishes: SS, CP

Heavy Duty Tubular Latch



1172 57mm B/S
1242 83mm B/S
Double sprung, soft close,
25mm Ø mortice, thru fix
Finishes: SS, VP, AB, CP

Heavy Duty Tubular Bolt




1173 57mm B/S
1243 83mm B/S
Through Fix, 25mm Ø mortice,
5mm Drive
Finishes: SS, VP, AB, CP

5262 80 x 19 x 19mm
5240 85mm



Finishes: CP
Finishes: BN, VP, AB

Euro Profile Cylinders



Double Cylinder
1121 5pin, 60mm
1147 5pin, 70mm
1222 5pin, 80mm
1224 5pin, 90mm
Finishes: BN, CP, AB

Cylinder Turn
1122 5pin, 60mm
1148 5pin, 70mm
1223 5pin, 80mm
1225 5pin, 90mm

Dummy Handle Fixing Mount



1152 8mm spindle, 32mm diameter

Finish Abbreviations:

	ATL Antique Tan Leather		NB Natural Bronze Unlacquered
	CPL Chrome Plate Leather		AB Antique Bronze Lacquered
	CP Chrome Plate		OR Oil Rubbed Bronze
	VP Vintage Pewter		RB Roman Brass
	VC Vintage Copper		OF Other Finishes Available <i>(Please Enquire)</i>
	UB Unlacquered Brass		BN Brushed Nickel

Finishes on the product may appear different to the chart shown above due to the printing process.



Empire Range available from: